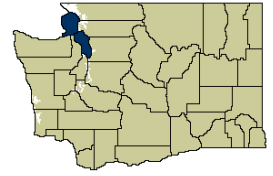




Island and San Juan Counties

Labor Area Summary Volume 2009, Number 5

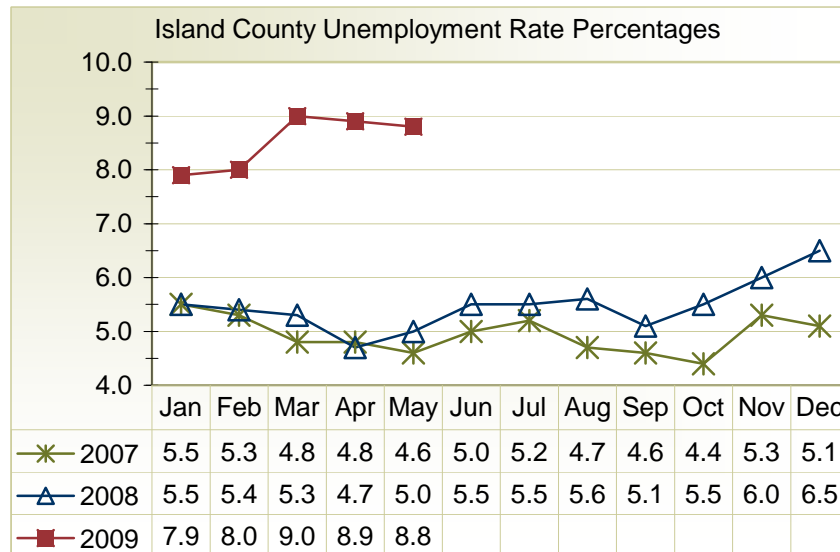


Joe Giannamore, Regional Labor Economist
P.O. Box 2009, Bellingham, WA 98227-2009
Voice: (360) 676-3253; FAX: (360) 671-4948
jgiannamore@esd.wa.gov, www.workforceexplorer.com

Island County Summary

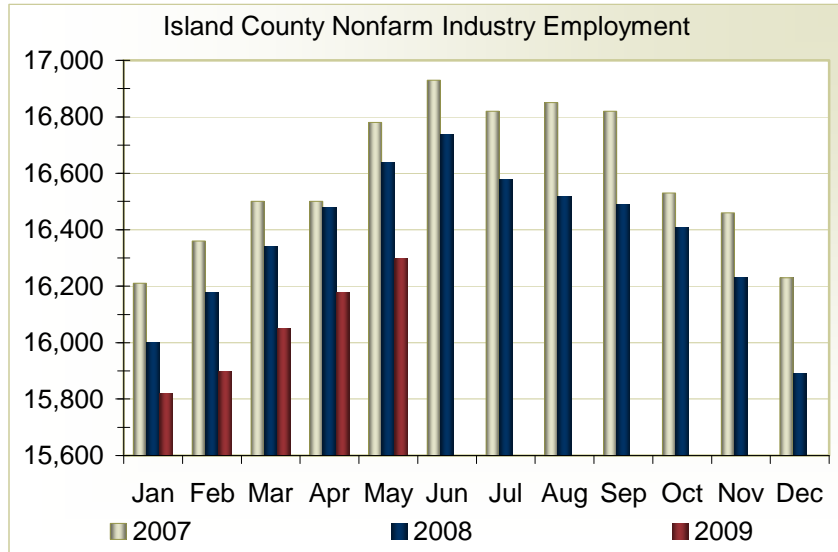
The May preliminary data from the Washington Employment Security Department indicate that the Island County unemployment rate for the month was 8.8 percent, one-tenth of a percentage point below the revised April rate of 8.9 percent. The Island County May unemployment rate was four-tenths of a percentage point below the state jobless rate of 9.2 percent.

The May 2009 unemployment rate was three and eight-tenths percentage points above the May 2008 rate of 5.0 percent. In the past year, employers have dropped 260 Island County residents from their payrolls. The data show that 31,110 county residents were gainfully employed in May, while 2,990 were looking for work – an increase of more than eighty percent from a year ago at this time.



Nonfarm employment in the county totaled 16,300 in May, up 120 jobs over the April total, but down 340 from the total from last year at this time. In May, the goods-producing side lost 10 jobs to the economy, while there was an increase of 130 jobs on the services-providing side. The entire loss on the goods side occurred in the manufacturing industry in May. On the services side, retail trade (+30), and state and local government (+20) both experienced significant job growth last month.

Over the year, employment in the nonfarm industries decreased by 2.0 percent (statewide, over the year nonfarm employment decreased by 3.9 percent). Over-the-year job growth in Island County has been negative for eighteen consecutive months. On the goods side, the construction grouping lost 270 jobs to the economy in the past year. On the services side, state and local government added 50 paychecks to the economy in the past year, while information and financial activities (-60), and retail trade (-30) both experienced negative job growth in that timeframe.



Island Summary Table

Labor Market Information for Island County						
Not Seasonally Adjusted/*Updated with ***QCEW Data: December 2008						
	Prelim	Revised	Revised	Change		
	May-09	Apr-09	May-08	Apr-09	May-08	May-08
Employment by Place of Residence	May-09	Apr-09	May-08	May-09	May-09	May-09%
Civilian Labor Force	34,100	33,500	33,010	600	1,090	3.3%
Resident Employment	31,110	30,520	31,370	590	-260	-0.8%
Unemployment	2,990	2,990	1,640	0	1,350	82.3%
Unemployment Rate	8.8	8.9	5.0	-0.1	3.8	
Employment by Place of Work (**NAICS Industry Titles)						
Total Nonfarm ^{1/}	16,300	16,180	16,640	120	-340	-2.0%
Total Private	11,480	11,370	11,870	110	-390	-3.3%
Goods Producing	1,850	1,860	2,120	-10	-270	-12.7%
Natural Resources, Mining, and Construction	1,230	1,230	1,500	0	-270	-18.0%
Manufacturing	620	630	620	-10	0	0.0%
Services Providing	14,450	14,320	14,520	130	-70	-0.5%
Trade, Transportation, and Utilities	2,850	2,810	2,860	40	-10	-0.3%
Wholesale Trade	180	180	190	0	-10	-5.3%
Retail Trade	2,380	2,350	2,410	30	-30	-1.2%
Transportation, Warehousing & Utilities	280	280	260	0	20	7.7%
Information and Financial Activities	870	860	930	10	-60	-6.5%
Government	4,820	4,800	4,770	20	50	1.0%
Federal Government	1,370	1,370	1,370	0	0	0.0%
State and Local Government	3,450	3,430	3,400	20	50	1.5%
Workers in Labor/Management Disputes	0	0	0	0	0	0
<p>^{1/} Excludes proprietors, self-employed, members of the armed services, workers in private households, and agriculture. Includes all full- and part-time wage and salary workers receiving pay during the pay period including the 12th of the month. Columns may not add due to rounding. *Prepared by the Labor Market and Economic Analysis Branch using a Quarterly Benchmark process. This process uses the most recent quarter from the Unemployment Insurance Tax Reports (currently 4th quarter 2008) and estimates employment from that point to present.</p> <p>**North American Industry Classification System. ***QCEW = Quarterly Census of Employment and Wages</p>						